

AMERICA'S TOP 50 COMPANIES* AWAIT YOU!



*Top 50 companies of S&P 500 Index as per free float market cap

Invest in Mirae Asset S&P 500 Top 50 ETF

An open-ended scheme replicating/tracking S&P 500 Top 50 Total Return Index
NSE Symbol: MASPTOP50 | BSE Symbol: 543365

Why invest in S&P 500 Top 50 ETF?



Exposure to top 50 blue-chip companies



Sector agnostic representation



Portfolio changes in line with market evolution

What makes S&P 500 Top 50 a mega-cap® portfolio?



Combined Market Cap of USD 22.2 Tn



Captures and accounts for 40% of MSCI World Index in terms of Market Cap



47,919 companies listed across the globe has combined market cap of USD 109 Tn of which these 50 companies alone account for 20%



Houses 20 of the world's Top 50 most innovative companies for 2022 as per BCG²

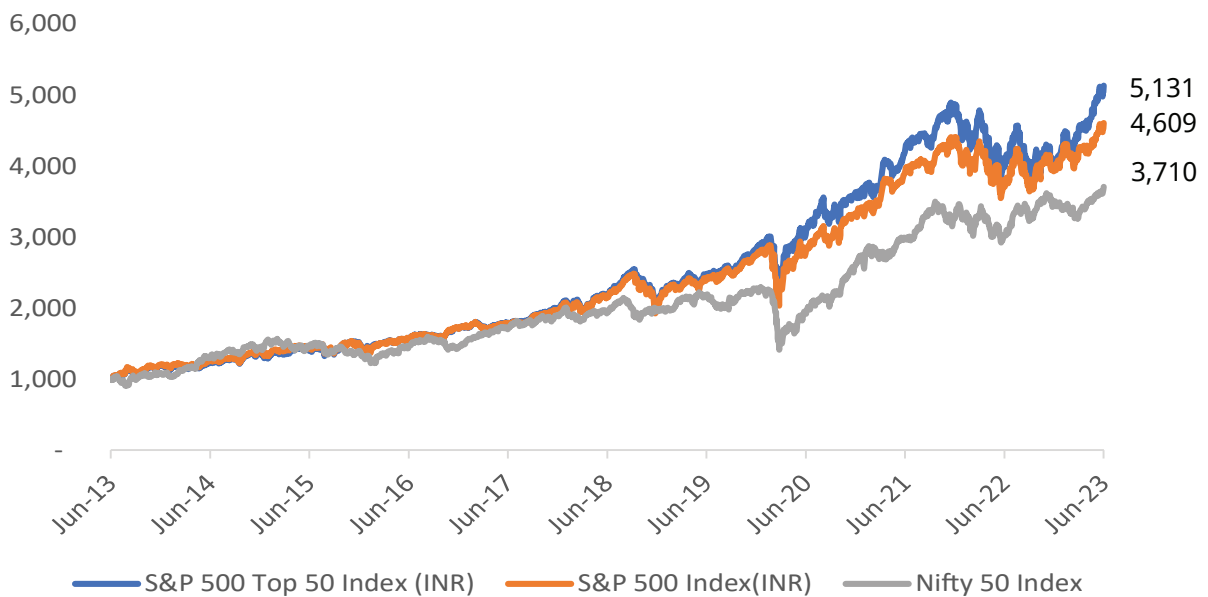
Source : The Most Innovative Companies 2022: The Serial Innovation Imperative study, Boston Consulting Group.
Data for M-Cap is as on June 30, 2023. Past performance may or may not sustain in future. MSCI World Total Market Cap taken from Bloomberg

About S&P 500 Top 50 Index:

The S&P 500 Top 50 Index consists of 50 largest companies from S&P 500 index, reflecting U.S. mega-cap® performance. Index constituents are weighted by free float-adjusted market capitalization.

- Derived from S&P 500 Index, the large cap barometer of US markets
- Portfolio is reviewed once every year to ensure portfolio evolves as market evolves
- Sector Agnostic portfolio

Index Performance



S&P 500 Top 50 Index has historically outperformed S&P 500 Index and Nifty 50 Index.

Source: Bloomberg data as on June 30, 2023 ; Exchange rate of FBIL are used for conversion of index value from USD to INR. Past performance may or may not sustain in future. The index return are in Total Return Variant. The data shown above pertains to the Index and does not in manner indicate performance of any scheme of the Fund.

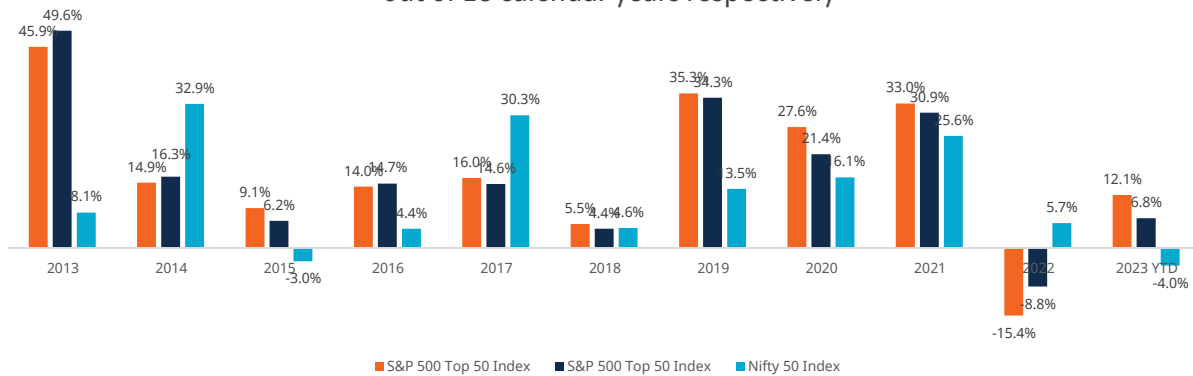
© Mega cap is as per S&P methodology wherein S&P 500 stocks are considered as large cap and S&P 500 Top 50 stocks are considered as mega cap. Index Values are rebased to 1000

S&P 500 Top 50 Index Periodic Performance

Period	S&P 500 Top Index (USD)	S&P 500 Index (USD)	INR / USD	S&P 500 Top Index (INR)	S&P 500 Index (INR)	Nifty 50 Index
10 Years	14.1%	12.9%	3.2%	17.8%	16.5%	14.0%
7 Years	14.0%	12.2%	3.2%	17.6%	15.8%	12.3%
5 Years	14.5%	12.3%	3.6%	18.7%	16.4%	13.7%
3 Years	15.3%	14.6%	2.8%	18.5%	17.8%	24.5%
1 Years	23.9%	19.6%	3.9%	28.7%	24.3%	22.9%
YTD 2023	27.6%	16.9%	-0.9%	26.5%	15.8%	6.6%
6 Months	13.0%	8.7%	-0.2%	12.8%	8.5%	11.1%
1 Month	6.0%	6.6%	-0.8%	5.2%	5.8%	3.7%

Source: Bloomberg data as on June 30, 2023; Exchange rate of FBIL are used for conversion of index value from USD to INR. Past performance may or may not sustain in future. The index return are in Total Return Variant. The data shown above pertains to the Index and does not in manner indicate performance of any scheme of the Fund. IF INR appreciates against the currency in which investments are made then the value of foreign asset declines as a result of which the fund investing in such foreign asset will also bear the impact of it.

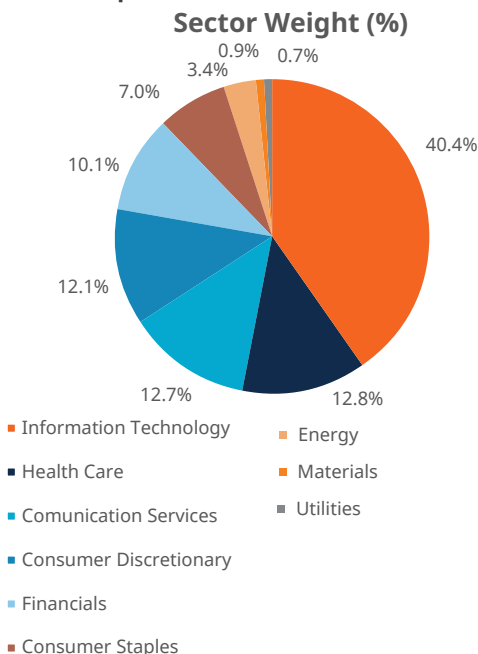
S&P 500 Top 50 Index has outperformed S&P 500 Index and Nifty 50 Index in 8 out of 13 calendar years & 9 out of 13 calendar years respectively



Source: Bloomberg data as on June 30, 2023; Exchange rate of FBIL are used for conversion of index value from USD to INR. Past performance may or may not sustain in future. The index return are in Total Return Variant. The data shown above pertains to the Index and does not in manner indicate performance of any scheme of the Fund. IF INR appreciates against the currency in which investments are made then the value of foreign asset declines as a result of which the fund investing in such foreign asset will also bear the impact of it.

S&P 500 Top 50 Index Sector Weightage

The Index potentially aims to provide broad based exposure across all sectors



Source: Data as on June 30 2023, The GICS classification is based on S&P Dow Jones Indices Methodology. GICS stands for Global Industry Classification Standards.

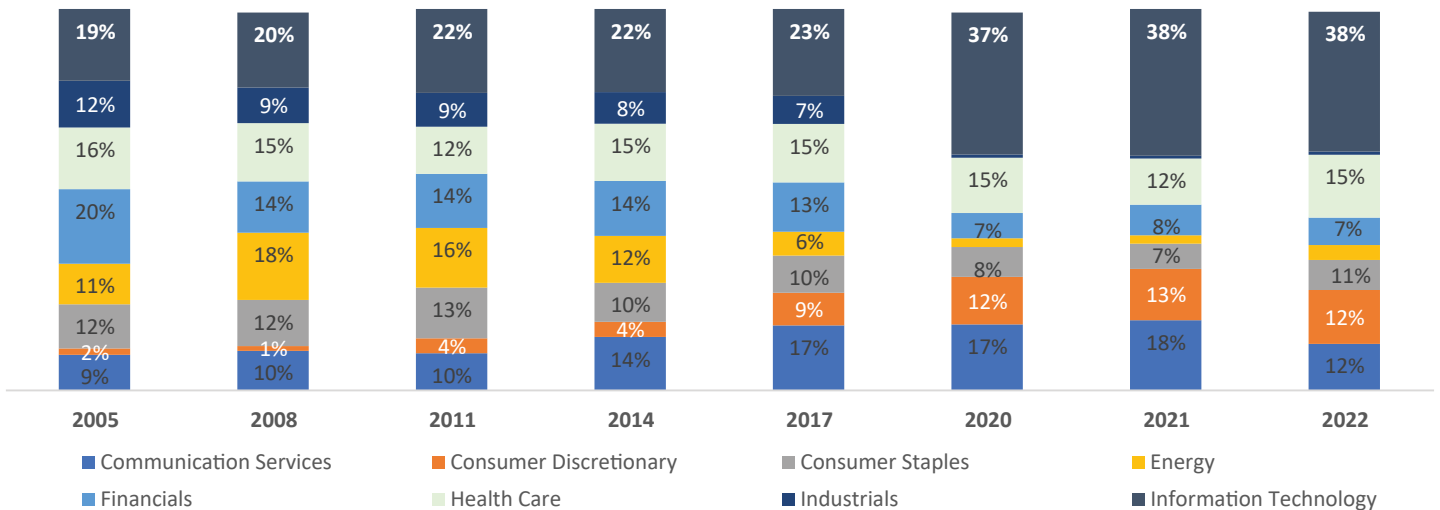
Top 15 constituents of S&P 500 Top 50 Index

Apple Inc	13.71%
Microsoft Corp	12.11%
Amazon Com Inc	5.56%
Nvidia Corp Com	5.00%
Alphabet Inc A	3.40%
Tesla Inc	3.37%
Meta Platforms Reg. Shares A	3.04%
Alphabet Inc	2.96%
Berkshire Hathaway Inc	2.91%
Unitedhealth Group Inc	2.14%
EXXON MOBIL CORP	2.07%
Johnson & Johnson	2.06%
JP Morgan Chase & Co	2.03%
Visa Inc	1.84%
Eli Lilly & Co	1.77%

Source: Data as on June 30, 2023, The GICS classification is based on S&P Dow Jones Indices Methodology. GICS stands for Global Industry Classification Standards

Evolution in S&P 500 Top 50 Index over years

Sectoral Representation in S&P 500 Top 50 Index : Evolution



The index aims to capture the ever changing market trend and reflect the current market leaders from each sector

Source: Bloomberg; Data from 30th July 2005 to 31st Dec 2022, The GICS classification is based on S&P Dow Jones Indices Methodology. The above data pertains to sector weightage of the index from 30th July, 2005 to 31st Dec, 2022

FUND FACTS



Minimum Investments*:
On exchange (in multiple of 1 units)
Directly with AMC (in multiple of 5,50,000 units)



Allotment Date:
22nd September, 2021



Benchmark:
S&P 500 Top 50 Index TRI (INR)



SYMBOL:
NSE: MASPTOP50 BSE: 543365



Fund Manager:
Mr. Siddharth Srivastava
(Since Inception)



Authorized Participant:
Mirae Asset Capital Markets
(India) Pvt. Ltd. Kanjalochana
Finserve Private Ltd
East India Securities Ltd,
Parwati Capital Market
Private Limited\$



NAV: (as on June 30, 2023)
Rs. 32.1636



Redemption:
T+4

Data provided is as June 30, 2023 unless specified

Redemption cycle for ETF will be T+ 4 days, but within the stipulated 10 Business days. Holiday / Business Day scenario of the underlying to be checked for actual pay out date.

*Market Maker: Application for subscription of Units directly with the Fund in Creation Unit Size at NAV based prices in exchange of Portfolio Deposit and Cash Component.

Large Investors: Minimum amount of ₹25 crores for transacting directly with the AMC.

"The S&P 500 Top 50 Index is a product of S&P Dow Jones Indices LLC or its affiliates ("SPDJ") and has been licensed for use by Mirae Asset Investment Managers (India) Private Limited. Standard & Poor's and S&P are registered trademarks of Standard & Poor's Financial Services LLC ("S&P"); Dow Jones is a registered trademark of Dow Jones Trademark Holdings LLC ("Dow Jones"); and these trademarks have been licensed for use by SPDJI and sublicensed for certain purposes by Mirae Asset Investment Managers (India) Private Limited. Mirae Asset S&P 500 Top 50 ETF is not sponsored, endorsed, sold or promoted by SPDJI, Dow Jones, S&P, their respective affiliates, and none of such parties make any representation regarding the advisability of investing in such product(s) nor do they have any liability for any errors, omissions, or interruptions of the S&P 500 Top 50 Index."

Statutory Details: Trustee: Mirae Asset Trustee Company Private Limited; Investment Manager: Mirae Asset Investment Managers (India) Private Limited (AMC); Sponsor: Mirae Asset Global Investments Company Limited"

BSE/NSE Disclaimer: It is to be distinctly understood that the permission given by NSE/BSE should not in any way be deemed or construed that the Scheme Information Document has been cleared or approved by NSE/BSE nor does it certify the correctness or completeness of any of the contents of the Draft Scheme Information Document. The investors are advised to refer to the Scheme Information Document for the full text of the 'Disclaimer Clause of NSE/BSE.

\$Pursuant to notice cum addendum no. 32/2023, addition of Parwati Capital Market Private Limited as Market Maker for all existing ETFs as well ETFs which shall be launched by Mirae Asset Mutual Fund

PRODUCT LABELLING

Mirae Asset S&P 500 Top 50 ETF is suitable for investors who are seeking*

- Returns that are commensurate with the performance of S&P 500 Top 50 Total Return Index, subject to tracking error and foreign exchange movement
- Investments in equity securities covered by S&P 500 Top 50 Total Return Index

*Investors should consult their financial advisors if they are not clear about the suitability of the product.

Mirae Asset ETF is a part of Mirae Asset Mutual Fund and is used for Exchange Traded Funds managed by Mirae Asset Investment Managers (India) Private Limited.

Follow us on

Mutual Fund investments are subject to market risks, read all scheme related documents carefully.

1800-2090-777 (Toll Free) Mon-Sat: 9 am-6 pm

customercare@miraeasset.com

Contact your financial advisor or mutual fund distributor for details